

## **Windows Info-ZIP Unzip Index**

### **Introduction**

[What is WizUnZip ?](#)  
[Installing WizUnZip](#)

### **How To...**

[Open an Archive File](#)  
[Show the Archive Comment](#)  
[Browse Text in the Archive](#)  
[Extract Files from the Archive](#)  
[Test Files in the Archive](#)  
[Exit WizUnZip](#)

### **Screen Regions**

[Title Bar](#)  
[Menu Bar](#)  
[Toolbar Buttons](#)  
[ArchiveDirectoryListbox](#)  
[Status/Display Window](#)  
[Icon](#)

### **Error Messages**

[Error Messages in the Status/Display Window](#)  
[Error Messages in Dialog Boxes](#)

### **Glossary**

[Defined Terms](#)

### **Product Information**

[System Requirements](#)  
[Who is Info-ZIP ?](#)  
[Copyright and Distribution](#)  
[Where to Find Info-ZIP Products](#)  
[Warranty or Lack Thereof](#)  
[History](#)  
[Bugs and Restrictions](#)

The Index contains a list of all Help topics available for Windows Info-ZIP Unzip. For information on how to use Help, press F1 or choose Using Help from the Help menu.

## **What Is WizUnZip ?**

*WizUnZip* stands for Windows Info-ZIP Unzip. *WizUnZip* is a Microsoft Windows application which extracts, tests, and displays files archived in ZIP archive format.

*WizUnZip* is derived from a co-operative effort by a number of developers collectively known as Info-ZIP. (See Who is Info-ZIP ?). Info-ZIP's goal is to provide widely-available, non-commercial archiving tools compatible with Phil Katz's popular DOS application products, *pkzip* and *pkunzip*. Info-ZIP's counterpart products are called *zip* and *unzip* respectively. *WizUnZip* 3.0 can extract files from archives created using *pkzip* 2.04 or earlier.

The unzip logic of *WizUnZip* is based on Info-ZIP's product *unzip*, which has been ported to a number of platforms. *WizUnZip* is essentially *unzip* with a Microsoft Windows interface and a little extra logic to display and extract files.

In keeping with Info-ZIP's goals, *WizUnZip* is available on a not-for-profit basis. (See Copyright and Distribution.)

## Installing WizUnZip

Install the WizUnZip executable file, *WIZUNZIP.EXE*, and its associated help file, *WIZUNZIP.HLP*, by copying them into any directory listed in your system's **PATH** environment variable.

Your WINDOWS directory is usually listed there.

Though not necessary for proper operation, the WizUnZip unzipping sound file, *WIZUNZIP.WAV*, may be installed on any directory listed in your system's **PATH** environment variable.

Your WINDOWS directory is usually such a directory.

## **Archives Menu**


The Archives menu includes commands that let you select or de-select all of the ArchiveDirectoryListbox entries as well as commands which operate on the archive (ZIP file) itself.

For more information, select an Archives menu command from below.

<u>Select All Files</u>	Selects all listbox entries.
<u>Deselect All Files</u>	De-selects and unhighlights all listbox entries.
<u>Select Files by Pattern</u>	Selects filenames by pattern.
<u>Extract</u>	Extracts selected listbox entries
<u>Display</u>	Displays selected listbox entries
<u>Test</u>	Tests selected listbox entries
<u>Show .ZIP Comment</u>	Displays a comment in the .ZIP file

## De-select All Files

This menu item de-selects and unhighlights all entries in the ArchiveDirectoryListbox.

*WizUnZip* dims the three buttons  (Extract),


 (Display), and

 (Test).

You may then select one or more entries in the listbox using the pointer or the keyboard.


Selecting one or more entries in the ArchiveDirectoryListbox causes the buttons to become active again.

Select any of the buttons to operate on the selected entries.

Pressing the F3 key or clicking on the  button is a short-cut to de-selecting all ArchiveDirectoryListbox entries.

## Select All Files


This menu item selects and highlights all entries in the ArchiveDirectoryListbox.

*WizUnZip* activates the three buttons  (Extract),

 (Display), and

 (Test).

Select any of these three buttons to operate on all selected entries in the archive.

Pressing the F2 key or clicking on the  button is a short-cut to selecting all ArchiveDirectoryListbox entries.

## Select Files By Pattern


When archives contain a large number of files, you can select the files to be extracted by specifying patterns in the filenames.

This menu item opens the *Select Files by Pattern* dialog box. It prompts you to enter a pattern by which files in the ArchiveDirectoryListbox are selected. Your pattern may contain wild card characters such as \*, ?, and character lists surrounded by square brackets.

You may enter multiple patterns, separated by white space, in the edit field. Choose the *Select* button to highlight your choices in the ArchiveDirectoryListbox. The files can then be extracted, displayed, or tested using any of the three pushbuttons.

You may alternately deselect files in the Archive Directory Listbox by first specifying a pattern then choosing the *Deselect* button.

After making all your selections and deselections, you may wish to close the dialog box by selecting the *Done* button.

Pressing the F4 key or clicking on the  button is a short-cut to the *Select Files by Pattern* dialog box.



## Status/Display Menu

The Status/Display menu includes commands that let you select or de-select all of the ArchiveDirectoryListbox entries or to control the Status/Display Window.

<u>Clear Status/Display Window Window.</u>	Clears the contents of the <u>Status/Display</u>
<u>Copy Status/Display Window to Clipboard</u>	Copies the entire <u>Status/Display Window</u> to the Windows clipboard.
<u>Clear Status/Display Window before Displaying before</u>	Clears the entire <u>Status/Display Window</u> displaying text.
<u>Don't Prompt to Clear Status/Display Window clear</u>	Optionally lets WizUnZip automatically the <u>Status/Display Window</u> .

## **Clear Status/Display Window**

This menu item clears the Status/Display Window.

WizUnZip automatically clears your Status/Display Window if its contents would either exceed the amount of global memory space available in your system or reach 65535 characters.

Pressing the Del key is a short-cut to clearing the Status/Display Window.

## **Copy Status/Display Window to Clipboard**

This menu item copies the entire contents of the Status/Display Window to the Windows clipboard.

Currently there is no way to copy a portion of the Status/Display Window to the Windows clipboard.

The Control-C key sequence is a short-cut which copies the Status/Display window to the clipboard.

### **Clear Status/Display Window before Displaying**

When selected, this menu item automatically clears the Status/Display Window before displaying text from the archive file.

When selected, this menu item is checked under the Status/Display menu.

This option stays set until you change it.

### **Don't Prompt to Clear the Status/Display Window before Displaying**

When selected, this menu item automatically clears the Status/Display Window before displaying text from the archive file.

## Menu Bar

WizUnZip's Menu Bar contains the following menus:


<u>File Menu</u>	Operates on files and directories
<u>Archives Menu</u>	Operates on files within an archive
<u>Status/Display Menu</u>	Controls the Status/Display window
<u>View Menu</u>	Controls general appearance
<u>Preferences Menu</u>	Sets and remembers preferences
<u>Help</u>	On-line documentation

## **File Menu**

The File menu includes the following commands:

<u>Open Archive</u>	Opens an archive and lists its directory.
<u>Unzip Archive To</u>	Changes the directory into which <i>WizUnZip</i> extracts files.
<u>Copy Archive</u>	Copies the archive to a different filename and/or directory.
<u>Move Archive</u>	Moves the archive to a different filename and/or directory.
<u>Delete Archive</u>	Deletes the archive.
<u>Rename Archive</u>	Renames the archive.
<u>Make Directory</u>	Creates a directory.
<u>Exit</u>	Exits <i>WizUnZip</i> .

## File Menu "Open Archive" Command

If you select the File menu's Open command or click on the button bar's  button, WizUnZip brings up the *Open Archive* dialog box.

### Open Archive Dialog Box

This dialog box lets you select the ZIP archive on which you may perform further operations. Select the directory in which the ZIP archive is found.

When you select a directory, *WizUnZip* lists all of the Zip archives, files with suffix .ZIP, in the file listbox.

The *File Name* field starts out as a template of all the ZIP archives in the directory.

You may select archives with other suffixes using the *Files of Type* combo box.

You may select self-extracting .ZIP files, which have the .EXE suffix.

However, not every file with a .EXE suffix is a self-extracting .ZIP file.

*WizUnZip* lets you safely attempt to open the file to find out.

Select an archive either by clicking on its filename from the file listbox or by typing its name in the *File Name* edit box.

Select the *OK* button to put your choice into effect.

Select the *Cancel* button if you don't wish to open a new ZIP archive.

When you open a ZIP archive, *WizUnZip* displays the archive contents in the Archive Directory Listbox of its main window.

*WizUnZip* does not automatically extract the contents. See Extracting Files from the Archive to find out how to extract files.


You may unzip the archive contents either into the directory where the .ZIP file lives or into a separate directory.

See the File Menu Unzip To Command and the Unzip to Same Directory as .ZIP item under the Preferences Menu for more information.



## File Menu "Unzip To..." Command



Selecting this command or clicking on the  button lets you change the directory into which *WizUnZip* extracts entries from the current ZIP archive. You may extract files into a directory other than the one in which the ZIP archive file resides.

If the command or button is grayed, you may enable it by toggling the Unzip to Same Directory as .ZIP item under the Preferences Menu.

If you don't select a destination directory, *WizUnZip* assumes you wish to extract files into the same directory as the ZIP archive.

The "Unzip To..." command produces the *Unzip To* Dialog Box.

### **Unzip To Dialog Box**

This dialog box lets you browse and select a destination directory for unzipped archive entries.

The Directories listbox shows where *WizUnZip* places extracted files.

You may browse the directory tree by repeatedly selecting directories from the *Directories* listbox.

To automatically change to the selected directory the next time you start *WizUnZip*, select the *Save as Default* checkbox.

Select the *OK* button to save the new directory as the one to which *WizUnzip* extracts files. The new destination directory appears on the title bar.

Select the *Cancel* button to return to the directory displayed on entry.

#### NOTE:

The *Drives* listbox shows all drives in the system.

However, you won't be able to select write-protected drives such as CD-ROM drives and certain network drives.

## **File Menu Copy Archive Command**


Once you have opened an archive, this command lets you make a copy of it. See [Opening an Archive](#).

### **Copy Archive Dialog Box**

Selecting this command opens the Copy Archive dialog box in which you enter the name to be given to the copy.

You may also select a different directory for the copy of your archive file. The destination directory must be writable (i.e. not on a CD-ROM or write-protected network drive.)



The  button is a shortcut to the Copy Archive dialog box.

## **File Menu Move Archive Command**


Once you have opened an archive, this command lets you move the archive file.

### **Move Archive Dialog Box**

Selecting this command opens the Move Archive dialog box in which you enter the new name to be given to the archive file.

You may also select a new directory for your archive file. The destination directory must be writable (i.e. not on a CD-ROM or write-protected network drive.)



The  button is a shortcut to the Move Archive dialog box.


## **File Menu Delete Archive Command**

Once you have opened an archive, this command lets you delete the archive file.

The command opens a dialog box which offers you a chance to change your mind.

If you decide to continue, WizUnZip closes the current archive and deletes the file from your disk.



The  button is a shortcut to this operation.

## **File Menu Rename Archive Command**


Once you have opened an archive, this command lets you rename the archive file.

### **Rename Archive Dialog Box**

Selecting this command opens the Rename Archive dialog box in which you enter the new name to be given to the archive file.

You may also select a new directory for your archive file. The destination directory must be writable (i.e. not on a CD-ROM or write-protected network drive.)



The  button is a shortcut to the Rename Archive dialog box.

## **File Menu Make Directory Command**


This command lets you create a new directory.

You may wish to create a new directory before extracting the contents of a ZIP archive.

This menu command takes you to the Make Directory Dialog Box.

Afer creating a new directory, you may wish to enter it using the Unzip Archive To command.



The  button is a shortcut to the Make Directory Dialog Box.

## **Make Directory Dialog Box**

This dialog box allows you to create a new directory or subdirectory on your system.

You may wish to create a subdirectory into which you can extract files from an archive.

The dialog box lists the current directory in which the files will be extracted.

In the field entitled "Enter path for new directory" you may specify any of:

1) a subdirectory under the current directory, e.g.

**mynewdir**

2) an absolute path on the current drive, e.g.

**\mynewdir**

3) or, a full pathname, including drive, e.g.

**c:\mynewdir**

Select the OK button or just hit the Enter key to apply your selection.

## **File Menu Exit Command**

This command takes you out of *WizUnZip*.


To find out other ways to exit *WizUnZip*, see [Exiting WizUnZip](#).



## Exiting WizUnZip

You may exit *WizUnZip* by any of the following methods:

- 1) typing Alt-F4,
- 2) selecting Exit from the File Menu, or
- 3) selecting Close from *WizUnZip*'s system menu, or

4) by clicking on the  button.

You may safely exit *WizUnZip* at any time without fear of losing data.

## Preferences Menu

The Preferences menu lets you specify how *WizUnZip* handles directories, whether or not *WizUnZip* should overwrite existing files during extraction, what *WizUnZip* does when you select one or more files in the ArchiveDirectoryListbox, and to where *WizUnZip* extracts files from the archive.

For more information, select any of the following items:

<u>Recreate Directory Structure</u>	Lets you retain directory structure or not.
<u>Save Options</u>	Automatically saves source and destination directories
<u>Extract Options</u>	Controls filename conflicts.
<u>Translate LF to CR-LF</u>	Translates LF character to CR/LF character pair.
<u>Translate Filename Spaces to Underscore</u>	maps space characters in filename to underscore
<u>Unzip to Same Directory as .ZIP</u>	Controls whether you unzip in .ZIP or other directory.

The following three items let you define the action taken when you double-click on a file in the ArchiveDirectoryListbox:

<u>Listbox Selection Extracts File</u>	Double click extracts entry.
<u>Listbox Selection Tests File</u>	Double click tests entry.
<u>Listbox Selection Displays File</u>	Double click displays text file.

Sound Options Selects sound at start or end of operation.

Show Toolbar Help Displays Toolbar Help or not.

*WizUnZip* saves your option selection permanently until you replace it with another.

## **Recreate Directory Structure**

During file extraction this option specifies whether or not *WizUnZip* re-creates subdirectories saved within the archive.

When this option is active, a checkmark appears beside its menu item.

When this option is active, *WizUnZip* extracts, preserving the directory structure present in the archive.

When this option is not active, *WizUnZip* extracts the files from subdirectories listed in the archive into the parent directory.

*WizUnZip* saves the setting of this option in your WIZUNZIP.INI file until you change it again through the menu.

## **Save Options**

Determines whether to save source and destination directories.

Always Save Unzip To Dir

Always Save Unzip From Dir

### **Always Save Unzip To Dir**

When checked, this option directs WizUnZip to save the last *Unzip To* directory selected, to be used as the initial *Unzip To* directory the next time you run WizUnZip.

**Always Save Unzip From Dir**

When checked, this option directs WizUnZip to save the last directory in which an archive file was opened, to be used as the initial directory in which to search for an archive the next time you run WizUnZip.

## **Extract Options**

During extraction, WizUnZip may encounter files in the destination directory which have the same names as those WizUnZip would extract from the archive. The following options help WizUnZip handle conflicts:

Never/Always Overwrite Existing Files

Extract Only Newer Files

Prompt to Overwrite Existing Files

### **Always/Never Overwrite Existing Files Option**

When you choose this option, *WizUnZip* automatically overwrites each existing file that it finds during extraction.

*WizUnZip* places a check mark beside the menu item to show that the option is in force.

*WizUnZip* saves the setting of this option in your WIZUNZIP.INI file until you change it again through the menus.

### **Overwrite Existing File Dialog Box**

When you don't choose the Overwrite Existing Files option, *WizUnZip* prompts you with a dialog box for each existing file that it would replace during extraction. The dialog box prompt gives you five alternatives. You may:

- 1) skip the file without extracting it (the default),
- 2) overwrite the file,
- 3) overwrite the file and all others in this operation,
- 4) overwrite none of the files in this operation,
- 5) rename the conflicting file.

If you select 3) or 4), the Overwrite Existing Files Dialog Box won't appear for the rest of the operation if any more files should conflict with existing files.

The Overwrite Existing Files Dialog Box has no effect on the more permanent Overwrite Existing Files Option.



## **Encrypted Files**

WizUnZip can extract files from an encrypted archive, but you must first know the password.

### **Encrypted File Dialog Box**

When you first attempt to extract, display, or test a file from an encrypted archive, *WizUnZip* displays the *Encrypted File* dialog box, prompting you for the password with which the archive was encrypted.

As you type the password in the *Password* field, *WizUnZip* echoes the password as a series of asterisks.

If you enter the correct password, *WizUnZip* proceeds with the operation.

If you enter the wrong password, *WizUnZip* gives you two more chances to enter the right password then cancels the operation.

If you forget the password or do not know the password of an encrypted archive, there is no way to extract, display, or test the archived files using *WizUnZip*.

### **Extract Only Newer Files**

This option directs WizUnZip to automatically overwrite a file in the destination directory with a newer file from the ZIP archive if their names match.

This option is active only if its menu item is checked.

WizUnZip saves the value of this option until you change it again.

## **Prompt to Overwrite Existing Files**

When active, this option directs WizUnZip to prompt you about overwriting a file in the destination directory with a file from the ZIP archive if their names match.

This option is active only when its menu item is checked.

Selecting this option disables both the Never/Always Overwrite Existing Files option and the Extract Only Newer Files option

WizUnZip saves the value of this option until you change it again.

## **Translate LF to CR-LF**

Choose this option only if you are extracting text files from a UNIX or similar computer and wish to translate them into the format used by DOS.

In UNIX text file format, lines of text are separated by a *linefeed* character.

Lines of text within DOS files are typically separated by the two characters: *carriage return*, *linefeed*.

Do not choose this option if you are extracting a binary file.

Since *WizUnZip* can't tell the difference between text and binary files, you have to decide when to use it.

In general, don't choose this option unless you're sure you need it.

*WizUnZip* places a check mark beside the menu item to show that the option is in force.

The setting you choose stays in effect until you toggle it.

## **Translate Filename Spaces to Underscore**

Choose this option if you want *WizUnZip* to translate space characters in a filename to underscores during extraction.

Space characters in filenames are typically not used in 16-bit versions of Windows.

A checkmark signals that this option is active.

The setting you choose stays in effect until you toggle it.

## **Unzip to Same Directory as .ZIP**

Choose this option only if you want *WizUnZip* to always extract the contents of the ZIP archive in the same directory as the ZIP archive.

This option saves having to set the extraction directory separately.

When *WizUnZip* is set to unzip in the same directory as the ZIP archive, *WizUnZip* disables and grays the File Menu "Unzip To..." Command.

When you do not select this option, *WizUnZip* enables the File Menu "Unzip To..." Command, and you may select the destination directory.

*WizUnZip* places a check mark beside the menu item to show that the option is in force. The setting you choose stays in effect until you toggle it.

*WizUnZip*'s title bar always shows the name of the directory into which it extracts regardless of the option's setting.

## **Listbox Selection Extracts File**

When this option is active, double-clicking on a ArchiveDirectoryListbox entry extracts the selected entry from the archive and logs the outcome in the Status/Display Window.

### **Listbox Selection Displays File**

When this option is active, double-clicking on a ArchiveDirectoryListbox entry displays the entry in the Status/Display Window.



## **Listbox Selection Tests File**

When this option is active, double-clicking on a ArchiveDirectoryListbox entry tests the entry and displays the results in the Status/Display Window.

## Sound Options

This entry leads to a dialog box in which you choose the sound that *WizUnZip* emits either before or after the action (i.e. extract, test or display entries) completes.

If *WizUnZip* detects that the system can play a wave, you may specify the name of a wave file which *WizUnZip* plays either before or after the operation.

*WizUnZip* includes a default wave file, *WIZUNZIP.WAV*, which contains an unzipping sound.

Regardless of whether your system can play wave files, you can configure *WizUnZip* to emit a beep on completion.

The *Browse* option lets you search for .WAV files on your system.

The *Play* option plays whichever .WAV file is shown in the *Sound Name or File* edit field.

## **Show Toolbar Help**

This option from the Preferences Menu controls whether to display Toolbar Help.

The choice toggles each time this entry is selected.

When a checkmark appears beside the entry, toolbar help is active.

Your choice stays in effect until you change it.

## **View Menu**

The View menu directs *WizUnZip* to display the archive contents in either Long Format or Short Format.

*WizUnZip* places a check mark beside the menu item corresponding to the ArchiveDirectoryListbox format which is currently selected.

You may also modify the relative sizes of the ArchiveDirectoryListbox and the Status/Display Window by selecting Maximize Archive Directory Listbox, Maximize Status/Display Window, or Split.

*WizUnZip* places a check mark beside the menu item corresponding to the screen layout which is currently selected.

## Long Format

In long format *WizUnZip's* Archive Directory Listbox shows:

- the file length in Kbytes before archiving,
- the ZIP method of archiving: e.g. deflating, imploding, storing, shrinking, reducing.
- the file size in Kbytes within the archive,
- the compression ratio,
- the file modification date,
- the file modification time,
- the 32-bit cyclic redundancy check value, used for integrity checking,
- the file name.

## **Short Format**

In short format *WizUnZip*'s Archive Directory Listbox shows:

the file length in Kbytes before archiving,  
the file modification date,  
the file modification time,  
the file name.

## **Maximize Status/Display Window**

This menu item maximizes the Status/Display Window so that it covers the Archive Directory Listbox. This makes it easier for you to browse a file displayed from the archive.

You can restore the Status/Display Window by selecting the Restore entry from its system menu, by double-clicking its maximize/minimize icon in its upper right-hand corner, or by selecting the Split menu item under the View menu.

**Split**

This menu item restores the Archive Directory Listbox and Status/Display Window to their original sizes.



## **Maximize Archive Directory Listbox**

This menu item maximizes the Archive Directory Listbox, covering the Status/Display Window. This makes it easier for you to view archives with many entries.

You can restore the Archive Directory Listbox by selecting the Split menu item under the View menu.

## **Glossary**

[DOS](#)

[FTP](#)

[Internet](#)

[Toolbar Help](#)

[UNIX](#)

[Win32s](#)

[ZIP archive](#)

## **DOS**

The DOS operating system popular on IBM-compatible personal computers. It's either running or emulated on your PC right now. DOS usually is short for MS-DOS, a trademark of Microsoft.

**FTP**

File Transfer Protocol. A protocol for transferring files through the Internet.

**Internet**

A data network connecting many universities, corporations, and government institutions.

## **Toolbar Help**

A type of on-screen help which appears when your mouse cursor passes over one of the buttons of the toolbar.

A summary of the functions of the button appears in a rectangle below the button bar.

The help message disappears as soon as your mouse cursor is moved away from the button.

Also called *balloon help*.

**Win32s**

Extensions to Windows 3.1 and Windows 3.11 which allow some 32-bit applications to run in a 16-bit environment.

The Win32s extensions are not installed by WizUnZip and must be obtained separately.

## **UNIX**

The UNIX operating system is popular on multi-user open computer systems. Unix is a trademark of X/Open.



## **ZIP archive**

A ZIP archive is a collection of files stored within a single file in the format implemented by Phil Katz's products *pkzip* and *pkunzip* as well as Info-ZIP's products *zip* and *unzip*.

ZIP archive files typically have the suffix *.ZIP*.

*WizUnZip* is compatible with archives created by *pkzip* version 2.04 and earlier.

## Browsing Text in the Archive


To browse one or more files within the archive, do the following:

First open the archive, see [Opening an Archive File](#),

Next select the files you wish to view, using the [ArchiveDirectoryListbox](#).

Finally display the contents by doing of the following:



- 1) clicking on the Display Button ,
- 2) typing Control-D, or
- 3) selecting the Display option under the [Archives Menu](#).

The selected entries will be displayed in the [Status/Display Window](#) which can be scrolled using the horizontal and vertical scroll bars.

Alternately, you may use the Preferences menu to let you automatically display a file whenever you select its entry in the [ArchiveDirectoryListbox](#).

To do so, select the [Listbox Selection Displays File](#), from the Preferences menu.

Whenever you double-click on a entry in the [ArchiveDirectoryListbox](#), *WizUnZip* displays the entry's contents in the [Status/Display Window](#).

*WizUnZip* saves this setting in your WIZUNZIP.INI file until you change it.

*WizUnZip* cannot distinguish between text and binary data files, so it is possible to display a binary data file into the [Status/Display Window](#).

*WizUnZip* assumes that the files it displays in the [Status/Display Window](#) are in the PC manufacturer's OEM codepage, which *WizUnZip* translates to the ANSI character set.


## Extracting Files from the Archive

To extract files from an archive, do the following:

First open the archive, see [Opening an Archive File](#),

Next select the files you wish to extract, using the [Archive Directory Listbox](#) .

Finally start the extraction by doing any one of the following:

- a) clicking on the Extract button 
- b) typing Control-X, or by
- c) selecting the Extract item under the [Archives Menu](#).

*WizUnZip* extracts the files, placing them in the directory shown on the title bar. The [Status/Display Window](#) lists the names of the files as they are extracted.

A successful extraction displays status messages similar to these:

```
inflating: FILE1.DAT  
inflating: FILE2.DOC  
inflating: FILE3.EXE  
inflating: FILE4.TXT
```

Alternately, you may use the Preferences menu to let you automatically extract a file whenever you double-click on an entry in the [ArchiveDirectoryListbox](#). To do so, select the [Listbox SelectionExtracts File](#), from the Preferences menu.

Now when you double-click on an entry in the [Archive Directory Listbox](#), *WizUnZip* extracts it. *WizUnZip* saves this setting in your WIZUNZIP.INI file until you change it.


## Testing Files in the Archive

To test files in the archive for integrity, do the following:

First open the archive, see [Opening an Archive File](#),

Next select the files you wish to test, using the [Archive Directory Listbox](#).

Finally start the test by doing any of the following:

- 1) clicking on the Test button ,
- 2) typing Control-T, or
- 3) selecting the Test option under the [Archives Menu](#).

Alternately, you may use the Preferences menu to let you automatically test a file whenever you double-click on an entry in the [ArchiveDirectoryListbox](#). To do so, select [Listbox Selection Tests File](#) from the Preferences menu. Afterwards, when you double-click on an entry in the [Archive Directory Listbox](#), *WizUnZip* will test it. *WizUnZip* saves this setting in your WIZUNZIP.INI file until you change it.

*WizUnZip* tests the files, listing the file names and results as they are tested in the [Status/Display Window](#).

A successful test displays messages similar to these:


```
testing: FILE1.DAT           OK
testing: FILE2.DOC           OK
testing: FILE3.EXE           OK
No errors detected in compressed data of C:\MYARCHVE.ZIP.
```

## Opening an Archive File

Before *you* can operate on a ZIP archive, you must open it. *WizUnZip* only operates on archive files in .ZIP format. .ZIP files are created either by Phil Katz's *PKZIP* program or by Info-ZIP's *ZIP* program. ZIP files are identified by their .ZIP suffix.

You may open a .ZIP file by any of the following methods:

- 1) passing its name to *WizUnZip* when you start *WizUnZip* or,
- 2) using *WizUnZip*'s File Menu Open Command or,
- 3) dragging the filename and dropping it onto the *WizUnZip* window, or

- 4) clicking on the  Open an Archive (.ZIP) File button

For easy browsing and extraction of .ZIP files, you may find it useful to associate the suffix .ZIP with *WizUnZip* in the Windows' Registry.

When the archive file has been successfully opened, its name appears in *WizUnZip*'s title bar.

From that point forward, *WizUnZip*'s ArchiveDirectoryListbox and button operations apply to the open file.

*WizUnZip* can open only one .ZIP file at a time.

It is not necessary to close or save the file before exiting *WizUnZip*.

## Showing the Archive Comment

Some ZIP archive files contain a readable comment.

If you have opened an archive which has a comment, the Show .ZIP Comment button will be active.



If the archive has no comment, then the Show .ZIP Comment Button will be grayed.

You may display the comment by any of the following:

- 1) selecting the Show .ZIP Comment button with the mouse,
- 2) typing Control-S, or
- 3) selecting the Show .ZIP Comment item under the Archives Menu.

The comment will be copied into the Status/Display Window where it may be scrolled using the scroll bars or the standard Windows navigation keys.

## **Archive Directory Listbox**

When you open a ZIP archive, *WizUnZip* displays the archive's directory in the Archive Directory Listbox at the top of *WizUnZip*'s main window. The contents may be displayed in either Long Format or Short Format using the View Menu. The format of the listbox entries will be familiar to users of Phil Katz's *PKUNZIP* program or Info-ZIP's *UNZIP* program.

The Archive Directory Listbox is an extended, multiple-selection listbox. This means you may select multiple files by clicking the mouse on a given item and dragging the mouse downward through the listbox. You may also press the Control key and click on listbox individual items to make a cumulative list. To select or de-select all files in the listbox at once, use the Edit Menu.

After selecting the files on which you wish to operate, you can Browse Text in the Archive, Extract Files from the Archive, or Test Files in the Archive.

You may extract, display, or test files directly from the listbox by double-clicking on the entries in the listbox. To define which action *WizUnZip* takes when you double-click on an entry, use the Preferences Menu. The push-button which corresponds to the listbox double-click action is surrounded by a thicker frame.

## **Background Color**

The background color of the Archive Directory Listbox heading and total area is the Windows *Disabled Text* color.

You can change your system's *Disabled Text* color using the Windows Control Panel. Be careful! If you set your system's *Disabled Text* color to the same color as regular text (e.g. black), you won't be able to see the headings and totals above and below the Archive Directory Listbox.

## Toolbar Buttons

Just below WizUnZip's menu bar lies its button bar, containing the bitmaps shown below. To see what function one of WizUnZip's buttons performs, click on the corresponding button below:



Open an Archive (.ZIP) File



Extract a File from the Archive



Display a Text File within the Archive



Test the Integrity of Files in the Archive



Show .ZIP Comment



Copy the Archive File



Move the Archive File



Rename the Archive File



Delete the Archive



Make a Directory



Select All Files in Archive



Deselect All Files in Archive





Select Files by Pattern in Archive



Clear Display/Status Window



Copy Status/Display Window to Clipboard



Change "Unzip To" Directory



Maximize Archive Directory Listbox



Split Window between Listbox and Display/Status



Maximize Archive Directory Listbox



Exit WizUnZip



WizUnZip Help

## Status/Display Window

At the bottom of *WizUnZip*'s main window is the Status/Display window, in which *WizUnZip* displays three types of information from the archive:

- 1) a record of file extraction and file testing (see [Extracting Files from the Archive](#)),
- 2) text files to browse (see [Browsing Text in the Archive](#)),
- 3) comments (see [Showing the Archive Comment](#)).

The Status/Display window may be scrolled horizontally or vertically using either the mouse or standard Windows navigation keys.

You can maximize the Status/Display window within *WizUnZip*'s main window by clicking on the Status/Display window's maximize box or by selecting the Maximize entry from the Status/Display window's system menu. When maximized, the Status/Display window covers the listbox.

You can restore the maximized Status/Display window to its normal size by clicking on the Status/Display window's maximize box again or by selecting the Minimize entry from the Status/Display window's system menu.

You can hide the Status/Display window by selecting [Maximize Archive Directory Listbox](#) from the View Menu. To show the Status/Display window, select [Split](#) from the View menu.

You can clear the Status/Display window using the [Clear Status/Display Window](#) menu item from the [Edit Menu](#) or by typing the Del key. The Status/Display window automatically clears itself to make room for more information when either of the following happens:

- 1) the number of characters in the buffer reaches 65535, or
- 2) your system does not have enough global memory to store more data.

## **Title Bar**

The title bar shows which ZIP archive is currently open and into which directory *WizUnZip* extracts archive entries.

If no ZIP archive is open, the title bar contains the message *(No ZIP File)* in the file name field.

**Icon**

The *WizUnZip* icon's title includes the name of the current archive file name. If no ZIP archive is open, the title contains the text (*No ZIP File*).

The *WizUnZip* icon starts out as a fully zipped zipper.

After extracting the first file, the *WizUnZip* icon changes into an unzipped zipper.

That's as close as *WizUnZip* comes to snappy graphics and animation.

The icon artwork is by Becky Cobb.

## **Becky Cobb**

"No one can do  
What Becky can do  
In just thirty-two  
By thirty-two."

## Error Messages in the Status/Display Window

This section describes some of the error messages which can appear in the Status/Display Window.

**End-of-central-directory signature not found. Either this file is not a zipfile, or it constitutes one disk of a multi-part archive. In the latter case the central directory and zipfile comment will be found on the last disk(s) of this archive.**

This error means that the opened file is either not in ZIP archive format or is a corrupted ZIP file. Check the suffix of the file. This error might occur if you transferred the archive across a network as an ASCII file rather than as a binary file. At any rate, *WizUnZip* can't decipher it.

**error: can't open zipfile [ filename ]**

This message appears if the archive file has been moved or deleted after having been opened in *WizUnZip*.

**error: expected central file header signature not found (file #n).**

This error means that the opened file is either not in ZIP archive format or is a corrupted ZIP file. Check the suffix of the file. This error might occur if you transferred the archive across a network as an ASCII file rather than as binary file. At any rate, *WizUnZip* can't decipher it.

**Expanding:** *filename status*

**Exploding:** *filename status*

**Extracting:** *filename status*

**Inflating:** *filename status*

**Testing:** *filename status*

**UnShrinking:** *filename status*

These messages occur during extraction or testing. During extraction they indicate which compression technique was employed to archive the file named *filename*. The status value can be either

*OK*, which means success,

or

*Bad CRC xxxxxxxx (should be xxxxxxxx)*, which means the file is corrupted in the archive,

where *xxxxxxx* is a hexadecimal number.

### Fatal write error

This message might appear if the disk had filled up while extracting a file.

*filename* **unknown compression method**

This indicates that *WizUnZip* cannot extract the given file. The cause is possibly due to a corrupted archive or the file was stored using a technique designed after this version of *WizUnZip*.

**warning: didn't find end-of-central-dir signature at end of central dir.**

This error indicates that the opened file is either not in ZIP archive format or is a corrupted ZIP file. Check the suffix of the file. This error might occur if you transferred the archive across a network as an ASCII file rather than as a binary file.

**warning: filename too long--truncating**

This error might appear when extracting a file generated on a system other than DOS. The name exceeds DOS's 8.3 format.

## **Error Messages in Dialog Boxes**

This section describes error messages which may appear in a Windows message box.

### **A write error has occurred. Perhaps the disk is full. Continue ?**

Appears during extraction. It typically occurs if the disk to which you are extracting runs out of free space. Files may erroneously appear to have CRC errors during extraction in this case. It typically does no good to continue.

### **Cannot open *filename***

Appears in the *Open a ZIP File* dialog box if you specify a file that doesn't exist.

Can also appear if you specify a file which does not exist when starting up *WizUnZip* with a filename argument.

### **Can't change directory to <directory name>!**

Appears before or after extraction if *WizUnZip* has been configured to change to or return to a non-existent directory.

### **Clearing Messages window to make room for more information.**

Appears if the Status/Display Window buffer becomes full or otherwise cannot grow.

### **johnny\_.yuu. Cannot access this file. Please verify security privileges on the network drive.**

This message box appears if you try to select a write-protected drive, such as a CD-ROM drive, from the *Unzip To...* dialog box.

(See File Menu "Unzip To..." Command.)

### **This archive contains too many files for WizUnZip to list them all!**

This appears if the archive contains many files and the data required to list those files and their attributes exceeds a Windows internal limit of 65K characters.



## System Requirements

WizUnZip is released as both a 16-bit version and a 32-bit version. You can tell which version you are running by opening WizUnZips [About Box](#).

<b>Feature</b>	<b>WizUnZip-16</b>	<b>WizUnZip-32</b>
Windows 3.1	supported	unsupported
Windows 3.11	supported	unsupported
Windows 3.X + <a href="#">Win32s</a>	supported	supported
Windows 95	supported	supported
Windows NT 3.X	supported	supported
Sound	optional	optional*
Disk space required	300K bytes	245K bytes
Memory required	minimum**	minimum**

\*WizUnZip-32 running under Windows 3.X + [Win32s](#) does not support sound. In all other combinations WizUnZip supports sound as long as a sound card and an appropriate driver are installed.

\*\*WizUnZip has no memory requirements above the minimum required to run your version of Windows.

## Who is Info-ZIP ?

This is a partial list of contributors to Info-ZIP UnZip and the code upon which it is based. Many, many others have also contributed, and if you are among them, please let us know. Aside from the Info-ZIP digest archives, we have not kept very good track of who contributed what.

Mark Adler	decryption, inflate, explode, funzip code; misc. casts
Steve Alpert	VMS rms.h bugfix
Glenn Andrews	MS-DOS makefiles; prototyping bugfix; bogus main() fix
Andrei Arhipov	Solaris 2.x package files
Joel Aycock	descrip.mms bugfix
Eric Baatz	Borland version() info
Charles Bailey	VMS_SEVERITY fix; VMSWILD () extension
Audrey Beck	"Where" file info for AOL OS/2 forum
Mike Bernardi	Unix makefile entry; CIX uploads
James Birdsall	extract.c/makefile/NT stuff, etc.; awesome beta tester
Allan Bjorklund	in misc.c
Denise Blakeley	Unix makefile entry
Wim Bonner	original OS/2 port; Unix makefile entry
Paul Borman	BSD/386 (BSDI) fixes; Unix makefile entry
Rodney Brown	stdin-/dev/null bugfix; VMS error levels
John Bush	first full Amiga port; FileDate; Amiga fixes; etc.
Valter Cavecchia	Unix makefile entry
Andrey Chernov	BSD 4.4 utime fix
John Cowan	mods to original match.c; other stuff?
Frank da Cruz	xxu.c, on which original mapname.c was based
Bill Davidsen	-q(q); mapname stuff; envargs; Xenix stuff; etc.
Matt "Doc" D'Errico	AIX stuff, Unix makefile entry
Kim DeVaughn	Unix makefile entry
Arjan de Vet	various things, but I don't remember exactly what...
Frank Donahoe	djgpp v2.0 makefile entry
James Dugal	ZMEM stuff; unshrink bugfix; file perms stuff; etc.
Jim Dumser	-z stuff; umask bugfixes; opendir/Borland fix; etc.
Mark Edwards	mapname.c, misc.c fixes; Unix makefile entry
Gershon Elber	Unix makefile entry
Bruce Evans	Unix makefile entry
David Feinleib	Windows NT port
David Fenyes	Unix makefile entry
Greg Flint	Unix makefile entry
Jeffrey Foy	OS/2 stuff(?); [CP/M]
Mike Freeman	VMS GCC makefiles; VMS fixes; etc.
Kevin Fritz	Borland bugfixes; etc.
Jean-loup Gailly	decryption code; ReadByte replacement; much
nagging :-)	
Forrest Gehrke	Unix makefile entry
Tim Geibelhaus	Unix makefile entry
Henry Gessau	flush/Fwrite/outcnt fixes; new NT port
Christian Ghisler	inflate tweaks
Filip Gieszczykiewicz	Unix makefile entry
Paul Gilmartin	work-around for systems with broken catman/makewhatis
Hunter Goatley	VMSCLI interface; VMS help/RUNOFF; list maintainer
Michael Graff	Unix makefile entry
Richard H. Gumpertz	Unix makefile entry
Steve Hanna	Macintosh stuff

Mark Hanning-Lee	docs corrections, Unix Makefile fixes, "check" target
Robert Heath	Windows port (WizUnZip 1.0 & 2.0), WizUnZip 3.0 Help
Dave Heiland	new usage screen
Ron Henderson	-a bugfix
Chris Herborth	new Atari port; Atari fixes
Phil Howard	Unix makefile entry
Joe Isuzu	Unix makefile entry
Aubrey Jaffer	pixel, v7 targets
Graham Jenkins	Sequent Dynix/ptx bugfix
Peter Jones	Unix makefile entry
Larry Jones	ZMEM stuff; unimplod bugfix; etc.
Warren Jones	MKS bugfix
Kjetil Jørgenson	Makefile bugfix; OSF/1 fix; NetBSD fix; djgpp v2 mods
Bruce Kahn	DOS floppy detection?; Unix makefile entry
Bob Kemp	NOTINT16 rewrite; Unix makefile entry
J. Kercheval	filmatch.c, on which second match.c was based
Paul Kienitz	continuing general Amiga porting; Aztec C support; ASM
Mike Kincer	AIX "ps2" bugfix
David Kirschbaum	mapname port; general-purpose meddling; Python jokes
Paul Klahr	Regulus port
Jim Knoble	Turbo C++ makefile fix
Alvin Koh	Borland C++ bugfixes
Karel Kubat	Linux strncasecmp bugfix
Bo Kullmar	-z code; bugfixes: umask, do_string, BSD time; etc.
Michael Lawler	Borland version() info; process.c string fix
Johnny Lee	Macintosh port; Win3.1 port; far strings/small model
Alexander Lehmann	makefile.tc bugfix; MS-DOS mapname() bugfix
Marty Leisner	man pages fonts; install-target fixes
Daniel Lewart	AIX stuff; compiler warnings
John Limpert	Unix makefile entry
Hogan Long	Borland preprocessor bugfix
Mike Long	Unix Makefile installation bugfix
Warner Losh	in misc.c
Dave Lovelace	Data General AOS/VS port
Tony Luu	NT timezone bugfix
Igor Mandrichenko	vms.c; many improvements and VMS modifications
Javier Manero	file_io.c bugfix; MS-DOS version() bugfix
Paul Manno	makefile.tc fixes
Fulvio Marino	revised UnZip and ZipInfo man pages; Makefile entry
Carl Mascott	original Unix port
Rafal Maszkowski	Convex unzip.h fixes; Unix makefile entry
Eberhard Mattes	handler() bugfix
Peter Mauzey	Unix makefile entry
Scott Maxwell	version.h; OS/2 DLL port [coming soon!]
Bob Maynard	16-bit OS/2 pathname bugfix
Randy McCaskile	Unix makefile entry
Gene McManus	-o code
Joe Meadows	file.c, on which VMSmunch.c (timestamps) was based
Jason Merrill	Sequent patches
Tom Metro	corrupted-zipfile handler bugfix
Ricky Mobley	Unix makefile entry
Navin Modi	Unix makefile entry
Paul Motsuk	Borland _rtl_chmod() fix
Anthony Naggs	MS-DOS error handling stuff
NIIMI Satoshi	Human68k port

Mike O'Carroll	early OS/2 stuff
"Moby" Dick O'Connor	Unix makefile entry
Thomas Opheys	Watcom C stat() bugfix
Humberto Ortiz-Zuazaga	Linux port; permissions bugfix; missing declarations
Rafael Pappalardo	Convex CRYPT bugfix; Convex Makefile entry, useful info
Trevor Paquette	Unix makefile entry
Keith Petersen	Pyramid fixes; former Info-ZIP list maintainer
Alan Phillips	Unix makefile entry
Art Pina	C Set/2 crypt.c optimization bug
Piet W. Plomp	nice fix for msc_dos Makefile target
Clint Pulley	Unix makefile entry
Antonio Querubin, Jr.	descrip.mms (VMS makefile)
Alistair Rae	Encore preprocessor bugfix
Stephen Ritcey	vms/README installation correction
David Robinson	MSC 6.0 stat() bugfix
Jochen Roderburg	floating-point BSD4_4 fix
Greg Roelofs	maintainer/principal author; ZipInfo; unshrink; etc.
Kai Uwe Rommel	"real" OS/2 port; many new compilers; bugfixes; etc.
Paul Roub	first self-extracting code
Steve Salisbury	Win32 fixes; dual-mode SFX instruct.; variable INBUFSIZ
Georg Sassen	Amiga DICE compiler port
Jon Saxton	date formats, OS/2 fixes
Tom Schmidt	Unix makefile entry
Hugh Schmidt	VMS stuff
Martin Schulz	original Atari port, symlinks bugfix
Charles Scriptor	various bug reports and bugfixes
Chris Seaman	Unix time stuff
Richard Seay	MS-DOS Quick C makefile
Alex Sergejew	file_io.c, stat(), Makefile fixes; Down Under jokes :-)
Jim Seymour	Borland OS/2 fixes
Mark Shadley	Unix -X bugfix, FGETCH fix
Timur Shaporev	inflate optimizations
Fred Smith	Coherent 4.0 fixes
Samuel H. Smith	original unzip code (Pascal and C) for MS-DOS
Jim Spath	zipinfo -T century bugfix
Christian Spieler	performance tweaks; VMS and other fixes
Cliff Stanford	file_io.c umask bug
Jack Stansbury	DEC Alpha NT makefile fix
Dan Statkus	OS/2, MS-DOS mapname() ASCII 255 bugfix
Jim Steiner	Unix makefile entry
Richard Stephen	Unix makefile entry
Wayne Stewart	"Where" file MS-DOS correction
Brian Tillman	"Where" file VMS correction
Onno van der Linden	many fixes, esp. Intel Unix and 386 DOS
Jim Van Zandt	one of original man pages
Geraldo Veiga	Pyramid strrchr/rindex
Erik-Jan Vens	Unix makefile entry
Antoine Verheijen	new Mac port; Mac fixes; MTS/EBCDIC stuff; etc.
Rich Wales	former Info-ZIP moderator and zip guy; MKS stuff
Frank Wancho	original TOPS-20 port
Paul Weiss	unzipsfx bugfix
Paul Wells	original Amiga port for SAS/C and Lattice C (?)
Eugene (Mike)White	Win-32 & Win-16 ports (WizUnZip 3.0, with DLL's), WizUnZip Toolbar bitmaps.
Rainer Wilcke	HP/UX termios bugfix; man-page fixes

Greg Woods  
Mark Wright  
Randy Wright  
Meiwei Wu  
Martin Zinser

man-pages bugfixes  
Netware 3.11 NLM port  
Unix makefile entry  
open() return bugfix  
VMS .hlp file for unzipsfx; MAKESFX.COM command file

## Copyright and Distribution

=====  
The following copyrights are claimed on portions of the UnZip source code.  
Further comments are at the bottom.  
=====

Copyright in unzip.c, originally from unzip version 1.2 (?):

- \* Copyright 1989 Samuel H. Smith; All rights reserved
- \*
- \* Do not distribute modified versions without my permission.
- \* Do not remove or alter this notice or any other copyright notice.
- \* If you use this in your own program you must distribute source code.
- \* Do not use any of this in a commercial product.

-----  
Copyright in misc.c, applying to UpdateCRC() and crc\_32\_tab[]:

COPYRIGHT (C) 1986 Gary S. Brown. You may use this program, or code or tables extracted from it, as desired without restriction.

-----  
Copyright in vms.c, distributed with UnZip versions 4.2 and later:

- \* Copyright (C) 1992 Igor Mandrichenko.
- \* Permission is granted to any individual or institution to use, copy,
- \* or redistribute this software so long as all of the original files
- \* are included unmodified, that it is not sold for profit, and that
- \* this copyright notice is retained.

-----  
Additional copyright information:

BILF (distributed with the VMS stuff) is copyrighted by Rahul Dhesi, but it is freely distributable.

The functions extract\_or\_test\_files() and store\_info() in extract.c, do\_string() and return\_VMS() in misc.c, VMS version of echo() in file\_io.c, and find\_end\_central\_dir() in unzip.c, were written by Greg Roelofs and subsequently modified by many others via Info-ZIP. I do not claim a copyright on these routines, but I do ask that no one else do so either, :-)) and that anyone using them in other programs note their source.

The function decrypt\_member() in extract.c and the password functions in file\_io.c were written by Mark Adler, as were the inflate.c and explode.c modules.

The function mapped\_name() in mapname.c was written by David Kirschbaum, based on the XXU program by Frank Da Cruz.

The module match.c was written by J. Kercheval and modified by David Kirschbaum for use in UnZip.

Original notes from unzip 2.0a by Carl Mascott, cmascott@world.std.com (these are only the

modifications which seem still to exist):

- \* 12/14/89 C. Mascott 2.0a adapt for UNIX
- \* don't pre-allocate output file space
- \* implement -t, -v, member file specs
- \* buffer all input
- \* fix "Bad CRC" msg: good/bad CRCs were swapped
- \* check for write error on output file

Most of the remaining routines have contributions from all of us, and show it. :-)

=====

### **Info-ZIP Policy on Copying**

There are currently three explicit copyrights on portions of UnZip code (at least, of which Info-ZIP is aware): the original Sam Smith copyright on unzip 2.0, upon which Info-ZIP's UnZip 3.0 was based; Igor Mandrichenko's copyright on his routines in vms.c; and Greg Roelofs' copyright on zipinfo.c and the new version of unshrink.c. In addition, Mark Adler has placed inflate.h, inflate.c, explode.c and funzip.c into the public domain; i.e., these files may be used without any restrictions beyond those of simple courtesy (credit where it's due). All of these are discussed immediately below; the remaining code is covered by an implicit copyright under US law. Frequently Asked Questions regarding (re)distribution of Zip and UnZip are near the end of this file.

There are no(?) known patents on any of the code in UnZip. Unisys claims a patent on LZW encoding and on LZW decoding in an apparatus which performs LZW encoding, but a careful reading of the patent strongly suggests that a lone decoder (as in UnZip's unshrink.c) is not covered. [Does this also apply to the IBM Miller-Wegman patent?] [Is RLE used? Is Huffman covered by anything? Is any decoding technology covered by anything?]

---

The original unzip source code has been extensively modified and almost entirely rewritten (changes include random zipfile access rather than sequential; replacement of unimplode() with explode(); replacement of old unshrink() with new (unrelated) unshrink(); replacement of output routines; addition of inflate(), wildcards, filename-mapping, text translation, ...; etc.). As far as we can tell, the only remaining code which is substantially similar to Mr. Smith's is that in the file unreduce.c, which now by default is NOT compiled. The following copyright applies to unreduce.c:

- \* Copyright 1989 Samuel H. Smith; All rights reserved
- \*
- \* Do not distribute modified versions without my permission.
- \* Do not remove or alter this notice or any other copyright notice.
- \* If you use this in your own program you must distribute source code.
- \* Do not use any of this in a commercial product.

Regarding the first stipulation, Mr. Smith was tracked down in southern California some years back [Samuel H. Smith, The Tool Shop; as of mid-May 1994, (213) 851-9969 (voice), (213) 887-2127(?) (subscription BBS), 71150.2731@compuserve.com]:

"He says that he thought that whoever contacted him understood that he has no objection to the Info-ZIP group's inclusion of his code. His primary concern is that it remain freely distributable, he said."

Despite the fact that our "normal" code has been entirely rewritten and by default no longer contains any of Mr. Smith's code, Info-ZIP remains indebted and grateful to him. We hope he finds our contributions as useful as we have his.

Note that the third and fourth stipulations still apply to any company which wishes to incorporate the unreduce code into its products; if you wish to do so, you must contact Mr. Smith directly regarding licensing.

The following copyright applies to the new version of unshrink.c, distributed with UnZip versions 5.2 and later:

- \* Copyright (C) 1994 Greg Roelofs.
- \* Permission is granted to any individual/institution/corporate entity to use, copy, redistribute or modify this software for any purpose whatsoever, subject to the conditions noted in the Frequently Asked Questions section below, plus one additional condition: namely, that my name not be removed from the source code. (Other names may, of course, be added as modifications are made.) Corporate legal staff (like at IBM :- ) who have problems understanding this can contact me through zip-bugs...

The remaining code was written by many people associated with the Info-ZIP group, with large contributions from (but not limited to): Greg Roelofs (overall program logic, ZipInfo, unshrink, filename mapping/portability, etc.), Mark Adler (inflate, explode, funzip), Kai Uwe Rommel (OS/2), John Bush and Paul Kienitz (Amiga), Antoine Verheijen (Macintosh), and Hunter Goatley (more VMS). See the file CONTRIBS in the source distribution for a much more complete list of contributors. As noted above, Mark Adler's inflate.[ch], explode.c and funzip.c are in the public domain, and everything which isn't otherwise accounted for is implicitly copyrighted by Info-ZIP. In other words, use it with our blessings, but it's still our code. Thank you!

### **I Place My Portion in the Public Domain**

The Info-ZIP developers have chosen not to copyright *unzip*.

I, Robert A. Heath, am the author of the Microsoft Windows interface version of *UNZIP*, which I call *WizUnZip*.

I place the portion which I wrote in the public domain.

I give you my permission to distribute my portion without condition. (It's free! No charge!)

You may make derivative works from the source.

Johnny Lee: Ditto. ;-)

Mike White: I have chosen to do likewise with my modifications.

The MS Windows-specific sources for *WizUnZip* 3.0 are archived under *wunz30sr.zip* on popular archive sites.



## Where to Find Info-ZIP Products

This information was last updated on 3 August 1995.

---

Note that some ftp sites may not yet have the latest versions of Zip and UnZip when you read this. The latest versions, including the crypt sources, always appear in ftp.uu.net:/pub/archiving/zip (and subdirectories thereof) first.

IF YOU FIND AN ERROR: please let us know! We don't have time to check each and every site personally (or even collectively), so any number of the sites listed below may have moved or disappeared entirely. E-mail to zip-bugs@wkuvx1.wku.edu and we'll update this file.

---

Info-ZIP's home WWW site is listed on Yahoo and is at:

<http://quest.jpl.nasa.gov/Info-ZIP/>

The Zip and UnZip pages have links to most known mirror sites carrying our source and/or binary distributions:

<http://quest.jpl.nasa.gov/Info-ZIP/Zip.html>  
<http://quest.jpl.nasa.gov/Info-ZIP/UnZip.html>

Source-code archives for Info-ZIP's portable Zip, UnZip, and related utilities (on some ftp sites, the .zip files for UnZip may have a .zoo equivalent in Zoo 2.10 format):

zip201.zip	Zip 2.0.1 (deflation; includes zipnote, zipsplit)
zip201.tar.Z	ditto, compress'd tar format
zip11.zip	Zip 1.1 (shrinking, implosion; compatible with PKUNZIP 1.1)
zip11.tar.Z	ditto, compress'd tar format
unzip512.zip	UnZip 5.12 (all methods supported; zipinfo, funzip, unzipsfx)
unzip512.tar.Z	ditto, compress'd tar format
wunz20sr.zip	WizUnZip 2.0 sources for Windows 3.x; based on UnZip 5.0p1
zcrypt24.zip	encryption/decryption support (includes zipcloak)

Executables archives (and related files) for Info-ZIP's software; see BBS section below for special CompuServe (6.3) filenames:

zip20x.zip	MSDOS executables and docs for zip, zipnote, zipsplit
zcryp20x.zip	MSDOS encryption executables and docs for zip, zipcloak
zip201x1.zip	OS/2 1.x (16-bit) executables and docs (no encryption)
zip201x2.zip	OS/2 2.x (32-bit) executables and docs (no encryption)
zip201c2.zip	OS/2 2.x (32-bit) executables and docs (with encryption)
zip201xN.zip	WinNT/Win95 executables and docs (no encryption)
zcr201xN.zip	WinNT/Win95 executables and docs (with encryption)
zip201-vax.zip	VMS exes (VAX) and docs

zip201-axp.zip VMS exes (Alpha) and docs  
 zip201x.lha Amiga executables and docs  
  
 unz512x.exe MSDOS self-extracting executable (16-bit unzip, ..., docs)  
 unz512x3.exe MSDOS self-extracting executable (16-, 32-bit unzip, docs)  
 unz512x1.exe OS/2 1.x (16-bit) self-extracting executables and docs  
 unz512x2.exe OS/2 2.x (32-bit) self-extracting executables and docs  
 unz512xN.exe Windows NT (and Win95) self-extracting Intel exes and docs  
 (unz512xN-mips.exe, unz512xN-axp.exe: Windows NT exes/docs for MIPS & Alpha)  
 unz512x-vax.exe VMS self-extracting executables and docs for VAX unzip  
 unz512x-axp.exe VMS self-extracting executables and docs for Alpha unzip  
 unz512x.lha Amiga executables and docs for unzip  
 unz512x.tos Atari self-extracting executables and docs for unzip  
 unz512x.hqx Macintosh BinHex'd executables and docs for unzip  
 (unz512x.tar.Z or .gz: Unix exes/docs for Solaris 2.x, SCO Unix or Linux,  
 depending on directory/location)  
  
 Unzphist.zip complete changes history of UnZip and its precursors  
  
 wunz20x.exe WizUnZip 2.0 executable/docs for Windows & NT 3.1, OS/2 2.1  
 wunl20x.exe same as wunz20x.exe, plus two DLLs for Win 3.0 and OS/2 2.0

The latest from PKWARE (the guys who started it all):

pkz204g.exe MS-DOS PKZIP/PKUNZIP 2.04g (self-extracting archive)  
 pkz110eu.exe MS-DOS PKZIP/PKUNZIP 1.1 (self-extracting)  
 pkz206-2.exe OS/2 PKZIP/PKUNZIP 2.06 (IBM internal only; same as 2.04g)  
 pkz102-2.exe OS/2 PKZIP/PKUNZIP 1.02 (self-extracting)

Third-party software which incorporates Info-ZIP code:

OS/2: Warp 3.0 BonusPak, FileJet, The UnZip Shell, zipmeister (PMZip),  
 ZipFly(?)  
 NT: WinZip  
 Windows: Nico Mak WinZip, InnerMedia DynaZIP DLL, NewVision Zip[Shell] Pro,  
 Flashpoint ZIP Navigator, Z (port of ZipInfo; z101.zip)  
 MS-DOS: FileJet  
 Macintosh: Ziplt  
 generic Unix: lzpip103.zip

Third-party software which uses (or can use) Info-ZIP software:

OS/2: Zip Control, ZiPMe, Workplace Shell UnZip (WUZ), Drop and Zip,  
 Archive Front End, Archive Manager, Archive Viewer, File Manager/2,  
 FileStar/2, ZTreeBold, PMZipper, simple zipshell, HyperView, XBBS-OS/2,  
 LiveWire  
 MS-DOS: SHEZ archiver shell  
 NeXTStep 3.x: Opener

ftp sites for the US-exportable sources and executables:

NOTE: Look for the Info-ZIP file names given above (not PKWARE or third-party stuff) in the following locations. Some sites like to use slightly different names, such as zip-2.0.1.tar.gz instead of zip201.tar.Z. In the case of some comp.sources.misc archive sites, directories may be used

(zip201/part01.Z, ..., zip201/part11.Z, zip201/patch01.Z, etc.).

ftp.uu.net:/pub/archiving/zip [THIS MIRRORS THE INFO-ZIP HOME SITE]  
src.doc.ic.ac.uk:/packages/zip [THIS MIRRORS THE INFO-ZIP HOME SITE]  
unix.hensa.ac.uk:/mirrors/uunet/pub/archiving/zip

ftp.cmdl.noaa.gov:/aerosol/doc/archiver/{all,dos,os2,mac,vax\_alpha}  
oak.oakland.edu:/SimTel/msdos/{zip,windows3} [AND OTHER SIMTEL MIRRORS]  
oak.oakland.edu:/pub/misc/{unix,vaxvms}  
garbo.uwasa.fi:/unix,pc}/arcers [AND OTHER GARBO MIRRORS]  
ftp-os2.cdrom.com:/pub/os2/archiver  
ftp-os2.nmsu.edu:/archiver  
ftp.informatik.tu-muenchen.de:/pub/comp/os/os2/archiver  
sumex-aim.stanford.edu:/info-mac/util  
ftp.wustl.edu:/pub/aminet/util/arc [AND OTHER AMINET MIRRORS]  
atari.archive.umich.edu:/pub/Archivers (?) [AND OTHER UMICH MIRRORS]  
lpuds.oea.ihep.su:/ ... ?

ftp sites for the encryption and decryption sources and/or executables:

NOTE 1: Non-US users, please do NOT ftp from the US sites (US regulations and all that). Likewise, US users, please do not ftp from the European sites (it's not illegal, but it sure is a waste of expensive bandwidth).

NOTE 2: Some sites may carry both encryption and non-encryption executables with slightly different names; for example, zip201c2.zip instead of zip201x2.zip ("c" == crypt version). Other sites may include \*only\* the encryption-related executables (zip and zipcloak) in a second archive (e.g., zcryp20x.zip).

From the US:

wuarchive.wustl.edu:/mirrors/garbo.uwasa.fi/arcutil  
ftp.uu.net:/pub/archiving/zip

Outside the US:

garbo.uwasa.fi:/pc/arcutil  
ftp.inria.fr:/system/arch-compr  
ftp.informatik.tu-muenchen.de:/pub/comp/os/os2/archiver  
(mail server at ftp-mailer@informatik.tu-muenchen.de)

ftp.win.tue.nl:/pub/compression/zip/...  
ftp.uni-erlangen.de:/pub/pc/msdos/utilities/zip/...

ftp sites for VMS-format Zip and UnZip packages (sources, object files and executables, no encryption/decryption--see also "Mail servers" section below):

ftp.spc.edu [192.107.46.27] and ftp.wku.edu:

[.MACRO32]AAAREADME.TXT  
[.MACRO32.SAVESETS]UNZIP.BCK or UNZIP.ZIP (if already have older version)  
[.MACRO32.SAVESETS]ZIP20.ZIP (to be renamed to ZIP.ZIP in next release)

To find other ftp sites:

The "archie" ftp database utility can be used to find an ftp site near you (although it always seems to find old versions...). If you don't know how to use it, DON'T ASK US--check the Usenet groups news.announce.newusers or news.answers or some such, or ask your system administrator (or just RTFM :-).

#### UUCP sites:

uunet!~/pub/archiving/zip/ ...

#### Bulletin boards (commercial and otherwise):

##### Sources, MS-DOS executables:

CompuServe IBMPRO forum, Library 10, Data Compression (unz512.zip, sources; unz512.exe, self-extracting executables and docs)

CompuServe (ZiffNet) PBSUTIL forum and Public Brand Software BBS [US, membership required; V.32 line, (317) 856-1490] (unz512.zip, sources; unz512.exe, self-extracting exes and docs)

America Online OS/2 Forum, Free Uploading area; also Top Picks library, File/Disk Utilities library, and OS/2 1.x library (do keyword search via ctrl-K: FILE SEARCH on "INFOZIP")

FidoNet node 1:124/2113, Lunatic Fringe [Richardson, Texas; BBS (214) 235-5288; sysop john.stewart@lunatic.com; complete mirror of Info-ZIP home site]

FidoNet node 1:246/74, Metal Shoppe BBS [Windsor, Ontario; CLink node 911:6510/0; BBS (519) 256-0278; sysop rakey@cyberspace.net (Ray Akey); micro-based files but no Unix/VMS/NT stuff]

Dream Conference System [London, UK; V.22bis, subscriber lines to V.32bis, etc.; (+44) 81 568 2204]

Compulink Information eXchange (CIX) [London, UK; BBS 14.4 and 28.8 lines, (+44) 181 390-1244, -1255 and -9787; executables in "the filepool," sources in free\_software/sources]

##### Windows sources and executables:

CompuServe ZENITH forum (wunzip.zip, WizUnZip exe + libs for Win 3.x, NT, OS/2 2.x)

CompuServe CRAFTS forum (wunz20.exe, WizUnZip bare executable for Win 3.1, NT, OS/2 2.1)

##### OS/2 executables:

CompuServe OS2USER forum (zip201.zip and unz512.exe, OS/2 16- and 32-bit exes and docs)

##### Amiga executables:

BIX in AMIGA files section (perform keyword search on "info-zip") [requires account; telnet bix.com, or "C BIX" via local Sprint X.25 PAD, or dial direct in US at (617) 491-5410]

#### Mail servers:

If you don't have anonymous FTP capability, you can mail one of the following commands (in the body of an e-mail message) to listserv@vm.ecs.rpi.edu or listserv@vm1.nodak.edu in order to get a copy of the source code via e-mail:

```
/pdget mail /pub/misc/unix/unzip512.tar.Z uuencode  
/pdget mail /pub/msdos/zip/unzip512.zip uuencode  
/pdget mail /pub/msdos/zip/zip201.zip uuencode
```

The older, pseudo-TOPS-20 style also works:

```
/pdget mail pd:<misc.unix>unzip512.tar.Z uuencode  
/pdget mail pd:<misc.unix>zip201.zip uuencode
```

To get the encryption source by e-mail, send the following commands to ftp-mailer@informatik.tu-muenchen.de:

```
get /pub/comp/os/os2/archiver/zcrypt24.zip  
quit
```

To get the VMS Zip/UnZip package by e-mail, send the following commands in the body of a mail message to mxserver@wkuvx1.wku.edu (the "HELP" command is also accepted):

```
SEND UNZIP  
SEND ZIP20          <-- will change to plain "ZIP" in next release  
SEND FILESERV_TOOLS
```

To get Atari executables by e-mail, send a message to atari@atari.archive.umich.edu for information about the mail server.

---

-

**Warranty or Lack Thereof**

WizUnZip's authors make no promises express or implied on the suitability of this software product for any particular purpose.

All responsibility for use of *WizUnZip* lies with the user.

*Mike White*  
*Robert A. Heath*

## History

### Unzip Versions

<u>Version</u>	<u>Date</u>	<u>Contributor(s)</u>
v1.2	15 Mar 89	Samuel H. Smith
v2.0	9 Sep 89	Samuel H. Smith
v2.x	fall 1989	many Usenet contributors
v3.0	1 May 90	Info-ZIP (DPK, consolidator)
v3.1	15 Aug 90	Info-ZIP (DPK, consolidator)
v4.0	1 Dec 90	Info-ZIP (GRR, maintainer)
v4.1	12 May 91	Info-ZIP
v4.2	20 Mar 92	Info-ZIP (zip-bugs subgroup; GRR, maint.)
v5.0	21 Aug 92	Info-ZIP (zip-bugs subgroup; GRR, maint.)

### WizUnZip versions

<u>Date</u>	<u>Version</u>	<u>Description</u>
Jan. 27, 1992	1.0	Original Release.
Apr. 26, 1992	1.1	Fixes problem in LF to CR,LF mapping. Renamed "Translate LF to CR,LF" option to "Translate CR,LF to LF".
June 30, 1992	1.2	Release of source. Updated to Unzip 5.0 source and MS Windows 3.1 Added drag-drop, sped up zip operations, and hiding status window.
August, 1992	1.3	Tidied up bugs in 1.2 version.
May 21, 1993	2.0	Release of WizUnZip 2.0 Beta 1. Aligned with unzip 5.0p1, for pkzip 2.04 compatibility. Fixed many bugs in Windows interface. Changed "Translate CR,LF to LF" feature <i>back</i> to "Translate LF to CR,LF." New features: configurable "unzip to" directory, select files by pattern, play wave on completion, copy status window to clipboard, offers self- extracting archives as a choice when opening a file. Moved initialization data to WIZUNZIP.INI. Thanks to Richard Hartman for some good ideas!
July 4, 1993	2.0	General release of WizUnZip 2.0.
April 27, 1996	3.0	General release of WizUnZip 3.0 - Modified to compile under Borland C compiler. - Allow compilation for either Win-16 or Win-32. - Added support for encryption. - Added toolbar help. - Added various options to display. - Added 16 and 32 bit DLLs. - Added ability to copy, move, rename, delete archive files, and create directories.





## Help Overview

*WizUnZip* offers three varieties of help:

[WizUnZip Help](#)

[Using Windows Help](#)

[About WizUnZip...](#)

Help specific to *WizUnZip*

How to Use Windows Help in General  
Version and Author

## **WizUnZip Help**

### **Standard Help**

*WizUnZip* has standard Windows help, accessed by typing the F1 key. This method takes you to *WizUnZip*'s top help index. You may use the mouse or keyboard to select lower-level topics or to simply browse.

### **Context Help**

*WizUnZip* also has context help by which you can hit Shift-F1, producing the question-mark/arrow cursor. You may then select any of *WizUnZip*'s menu items using the mouse or the keyboard. Context help takes you directly to the help screen associated with the desired menu item.

### **Toolbar Help**

WizUnzip provides [Toolbar Help](#) when you pause the mouse cursor over one of the buttons on WizUnZips toolbar. Toolbar help can be enabled or disabled, using the [Show Toolbar Help](#) option under the [Preferences Menu](#)

## **Using Windows Help**

This menu entry takes you to the standard introduction on using Windows help.

### **About WizUnZip...**

The about box tells:

- 1) whether you are running the 16-bit or the 32-bit version,
- 2) the program release number, and
- 3) information about the authors.

## **Bugs and Restrictions**

Here are a few bugs and restrictions in WizUnZip, along with some workarounds.

### **Archive Directory Listbox holds up to 64K bytes of data.**

This problem is signaled by a Message Box which signals that the listbox has run out of space. This occurs in both WizUnZip-16 and WizUnZip-32.

Switching to the Short Format can help if the file directory is barely big enough to fit.

### **Open Dialog Box Can't Distinguish Between Self-extracting .EXE's and Ordinary .EXE's**

When listing self-extracting files, the *Open* dialog box lists all .EXE files regardless of whether they are self-extracting .ZIP files.

If you open the file and receive the "End-of-central-directory signature not found" message, you may assume the file is not a self-extracting .ZIP.

### **Status/Display Window Displays Windows ANSI Character Set**

When displaying a .ZIP file comment in the Status/Display Window, *WizUnZip* maps the data into the ANSI Character Set.

